

Accuride®

Enhanced 9300 Family Product Details



9301E
9307E
9308E



9322E
9328E
9308-E5

Family Overview

- 600 lbs. load rating
 - Full extension
 - $\frac{3}{4}$ " side space
 - Non-disconnect
- Options include:
 - Lock-out
 - Lock-in/lock-out
 - Pocket & bayonet mounting
 - 9301 side or flat mountable
 - Accessory brackets available

9301E



9308E



9300E Family Lineup

- 9301E** Full extension, supporting lengths up to 60"
- 9307E** Lock-Out feature
- 9308E** Lock-in/Lock-out feature
- 9322E** Non-locking with Pocket & Bayonet mounting
- 9328E** Lock-in/Lock-out with Pocket & Bayonet mounting
- 9308-E5** Special Packaging: Combo includes 9301E & 9308E

Key Enhancements

- 20% improved load rating
- Smoother movement
- Silenced operation
- Reduction of ball spacer migration travel
- Improved lock-in/lock-out performance reliability






1



← Redesigned members
✓ 20% improved load rating

2



← Increased clearances
✓ Minimize contact between members
✓ Better, more reliable movement



3



Shock absorbing bumpers
✓ Silenced operation
✓ Cushioned impact at end of travel

4



Bridged ball spacers
✓ Reduces ball spacer migration
✓ Even and balanced load distribution

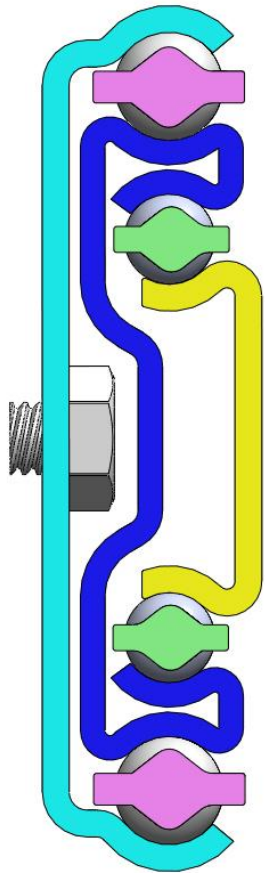
9300E Profile Overview

Enhanced Profile

- Enhanced profile for greater strength
- Members enlarged to .105"
- Wider gap between members to minimize unwanted contact
- 1/4-20 hex head bolt clearance remains



Comparing the Old and New 9301 Profiles



Ball spacers are independently located within raceways

INT to IM ball race wrap ends inward

.093" IM and OM

Minimal gap between INT and OM deck

9301

Ball Bearing Diameters remain unchanged, 5/16" for IM to INT and 3/8" for OM to INT



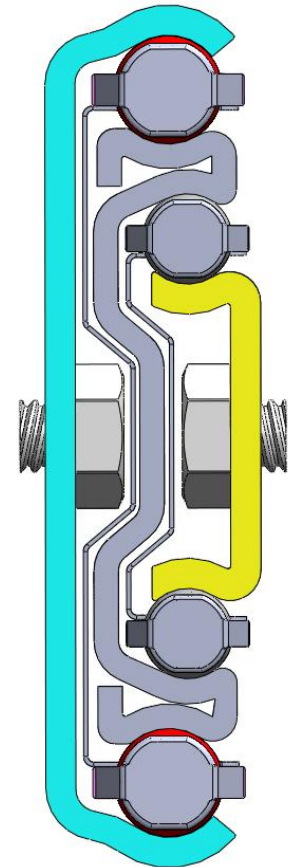
Ball Spacers are connected by bridges

INT "I" beam profile enhanced for strength

.105" IM and OM

Gap increased between INT and OM deck to clear for bridge

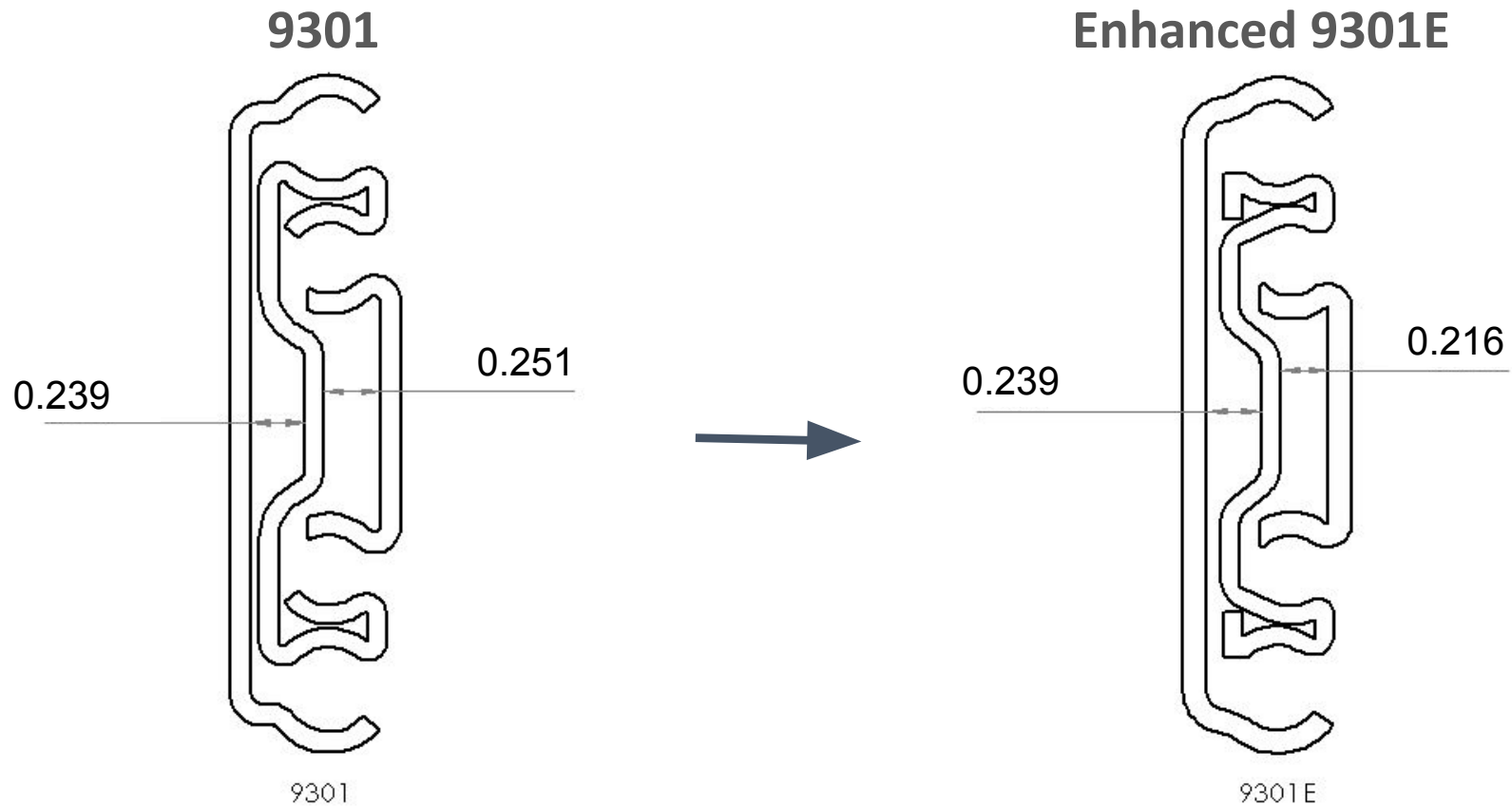
1/4-20 hex head bolt clearance remains



9301E

The 9301E maintains the same slide envelope (.75" x 3.00"). Mounting holes match for drop-in replacement.

Internal Gap Changes



Improvements to 9308

9308 Enhancement



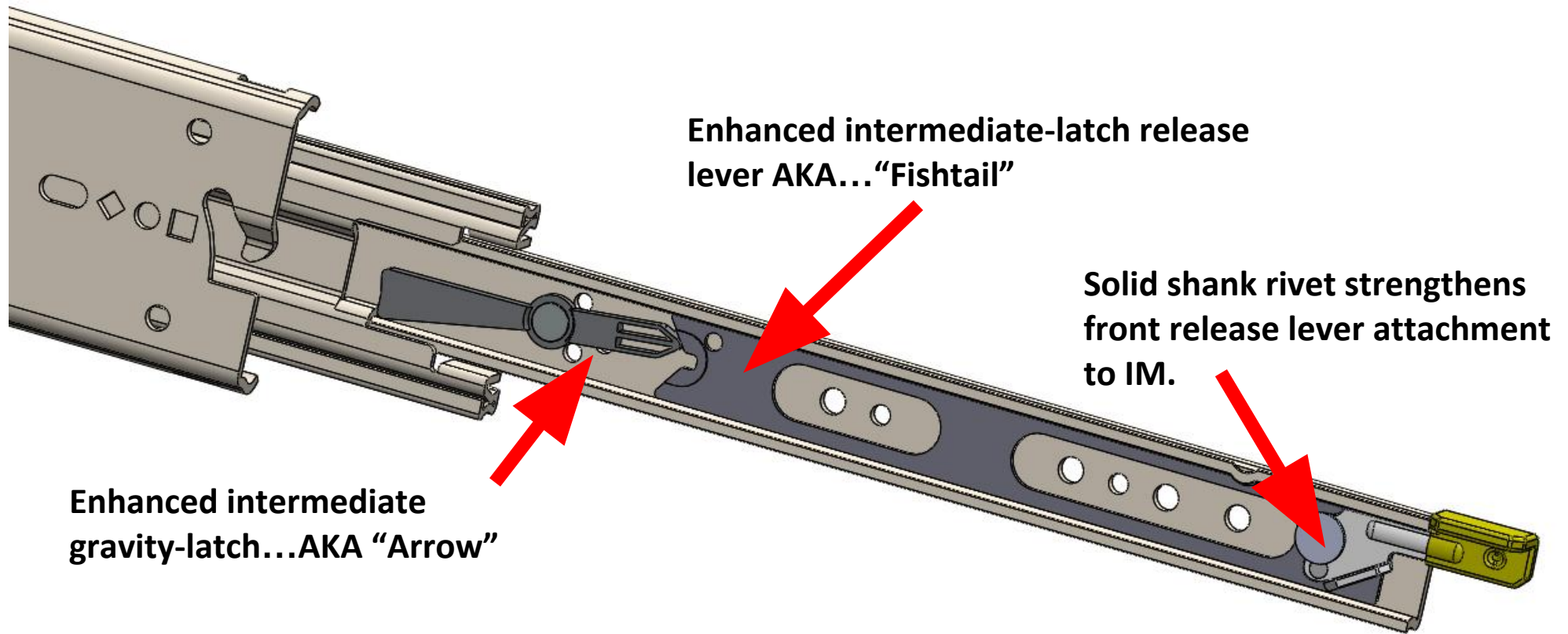
Enhanced Rivet

- ✓ Solid shank rivet provides improved strength and durability in mobile applications

Enhanced Locking-Latch

- ✓ Improved gravity latch provides more consistent locking action
- ✓ Improved fishtail provides reliable engagement with latch

Identifying 9308 Design Enhancements

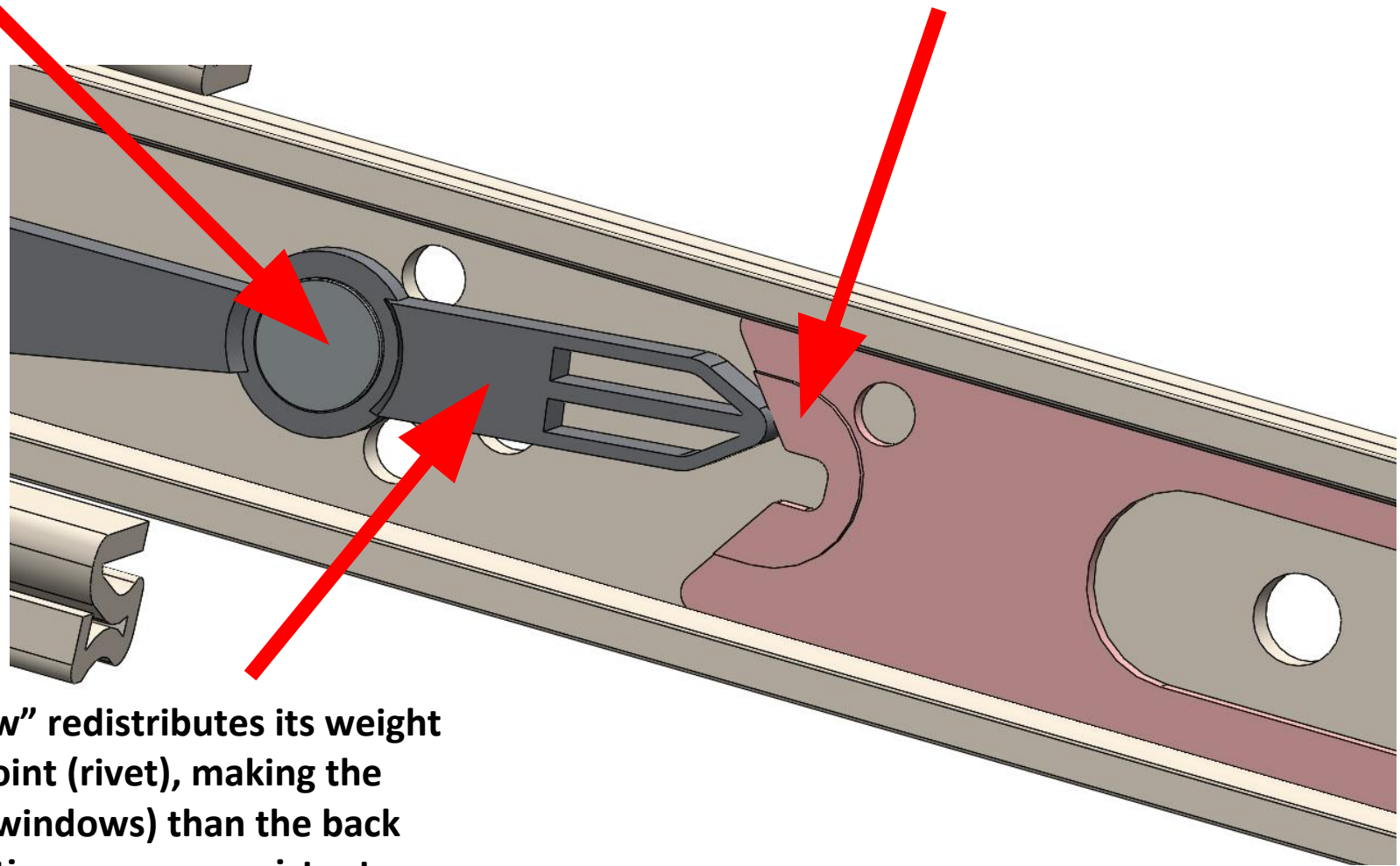


Vibration table testing showed a 10x improvement in rivet strength over current 9308 semi-tubular rivet design.

A closer look at 9308 Design Enhancements

“Arrow” latch rivet redesigned for a more consistent assembly, eliminating binding, or loose fitting conditions.

Emboss added to “Fishtail” which increases contact surface, preventing it from wedging under tip of Gravity Latch.



Redesigned “Arrow” redistributes its weight About the pivot point (rivet), making the front end lighter (windows) than the back end (solid) promoting a more consistent gravity action.

Drop-In Enhancement

Is the new 9300E Family a drop-in enhancement? ✓ Yes

Are the hole patterns the same as the previous version? ✓ Yes

Will the same hex head and carriage bolts work with 9300E? ✓ Yes

Enhanced 9300

Load Rating Based on Application

Application	Load Rating	Lifecycles
Moderate Use	600 lb.	Based on 22" slide in 24" wide drawer, cycled 10,000 times
Frequent Use	480 lb.	Based on 22" slide in 42" wide drawer, cycled 75,000 times
Mobile (Vehicular)	360 lb.	Based on 22" slide in 32" wide drawer, cycled 10,000 times
Flat Mount	180 lb.	Based on 22" slide in 32" wide drawer, cycled 10,000 times

NEW

New 9300E Family SKUs

9301E

- Now available in 54"
- 48", 54", and 60" lengths now available in D-Packs
 - 9301-E48D
 - 9301-E54D
 - 9301-E60D

9307E/9308E

- Now available in 10" and 54" lengths

Summary

Key Enhancements Include:

- Increased load rating (+20%: now 600 lbs. max)
- Smoother movement
- Silenced operation
- Reduction of ball spacer migration
- Improved lock-in/lock-out reliability

New SKU Offerings Include:

- 9308E is now available in 10" and 54" lengths
- 9301E is now available in 54" length
- 9301E in 48", 54", and 60" lengths are now available in D-Packs